TECHNICAL DATA

01	CONTACT MATERIAL	BRASS
02	PLATING	GOLD FLASH
03	INSULATOR MATERIAL	NY-6T, BLACK
04	FLAMMABILITY	SELF-EXTINGUISHING RATED UL 94V-0
05	CONTACT RESISTANCE	20 MILLI. OHM MAX.
06	INSULATION RESISTANCE	1000 MEG. OHM MIN.
07	DIELECTRIC STRENGTH	600V AC
08	CURRENT RATING	3A
09	RETENION FORCE	0.6KG PER POLE
10	OPERATING TEMPERATURE	-40°C TO +105°C
11	SOLDERABILITY	230°C FOR 30~60 (260°C FOR 10) SECONDS MAX.

RECOMMENDED PCB LAYOUT

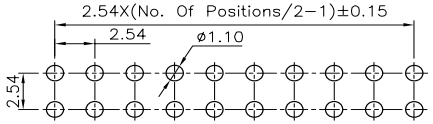

TESTING & DOCUMENTATION

FURTHER DOCUMENTATION

FURTHER TESTING INFORMATION

TECHNICAL DRAWING

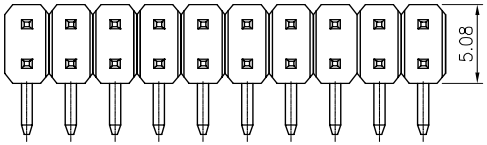

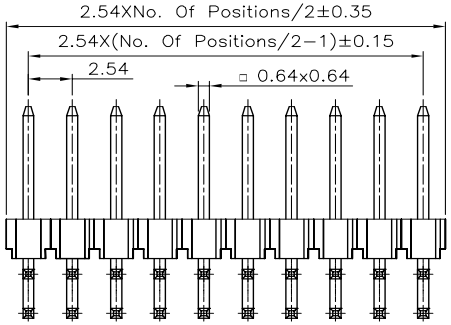

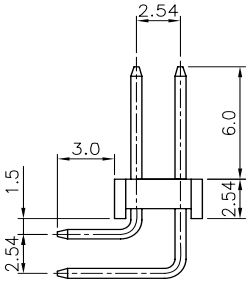

ORDERING CODE

14252T9A-	SERIES NO.
80-	POLE NO.
1S	DIMENSION REFER TO DRAING
X	LOCATING PEG:
	X=WITHOUT N=WITH
L	PACKING OPTION:
	T=TUBE R=REEL P=TRAY
	L=LOOSE
Y-	PLACE PAD:
	Y=WITHOUT P=WITH
0	PLATING:
	00=FLASH GOLD
	30=SELECTIVE GOLD 0.75μm
	60=SELECTIVE FLASH GOLD
	50=TIN
	OTHER PLATINGS AVAILABLE

REVISION:	TOPIC:	DATE:	NAME:	UNIT:	PART. NO.:	DESCRIPTION:
1	FIRST RELEASE	22. Jul. 2008	谭振伟	MM	14252T9A-80-1SXLY-00	MALE HEADER, PITCH 2.54, THT, 90°, 80 POLES
2				TOLERANCES (UNLESS OTHERWISE SPECIFIED):		
3				n.X ±0.20 ● n.nX ±0.15		
4				NO. OF PAGES:	COMPLIANT WITH:	GSN ELECTRONICS PTE LTD ©
5						
6				1 of 1	ROHS	HTTP://WWW.GSN.CN.COM